

Н.П. Хмеленок


**Занимательный
английский**

Занимательный английский





Задание 1. Назови попарно имена сказочных персонажей. Начинай так:

- This is Buratino and Malvina





Задание 2. Расскажи, что это или кто это.

<i>What is this?</i>	<i>Who is this?</i>
 <p>1 2 3 4</p>	 <p>1 2 3</p>
 <p>5 6 7</p>	 <p>4 5 6</p>




8




9



10



11



12




13



14



15



16



17



18



19




20



21




22



7



8



9



10



11



12



13



14




15



16



17















Задание 3. Поправь собеседника, который неправильно назвал твоё имя. Начинай так:

- *Hi, Alina!*
- *I am not Alina. I am Oxana.*

Tanya	Misha	Vadim	Anton	Roman
Katya	Dima	Denis	Ruslan	Oleg


Задание 4. Скажи, какого размера эти предметы и животные. Начинай так:

- a **big** dog, a **little** cat.

 <p>a ... bed</p>	 <p>a ... clock</p>	 <p>a ... bird</p>	 <p>a ... pencil</p>
 <p>a ... chicken</p>	 <p>a ... tree</p>	 <p>a ... boy</p>	 <p>a ... cat</p>
 <p>a ... house</p>	 <p>a ... frog</p>	 <p>a ... cup</p>	 <p>a ... flower</p>

**Задание 5. Каждый рассказывает, что у него есть.
Начинаем так:**


- *I have a cat.*



Vera



Olya



Tanya



Polina



Natasha



Maxim



Roman



Anton



Denis



Задание 6. Ты запомнил, что у кого есть? Расскажи сам. Начинай так:

- ***Katya has a cat.***

Tanya has

Alla

Vera

Roman

Polina

Larisa

Olya

Anton











Maxim

Misha

Natasha

Denis

Задание 7. Назови предметы с указанием их цвета.

 <p>... black ...</p>	 <p>... pink ...</p>	 <p>... orange ...</p>	 <p>... green ...</p>	 <p>... red ...</p>
 <p>... grey ...</p>	 <p>... brown ...</p>	 <p>... blue ...</p>	 <p>... yellow ...</p>	 <p>... white ...</p>

Задание 7. Попроси эти вещи. Начинай так:

- ***Give me a red pen!***

Попроси зелёный мячик.// Попроси синюю кепку.//
Попроси красное яблоко.// Попроси синий флажок.//
Попроси жёлтую чашку.// Попроси зелёную ручку.//
Попроси синюю тетрадку.// Попроси красные часы.//
Попроси розовый цветок.

Задание 8. Прочитай вопросы и ответы. Научись говорить, где что находится.



1



2




3

1)Where is the bear? The bear is **in the box**. 2)Where is the book? The book is **in the bag**. 3)Where is the bench? The bench is **in the park**.



4



5



6



7

4)Where is the girl? The girl is **in the bed**. 5)Where is the boy? The boy is **in the classroom**. 6)Where is the dog? The dog is **in the yard**. 7)Where is the flower? The flower is **in the vase**.



8




9



10



11




12

8)Where is the cat? The cat is on the book. 9)Where is the man? The man is on the bench. 10)Where is the girl? The girl is on the chair. 11)Where is the cup? The cup is on the table. 12)Where is the vase? The vase is on the shelf.




13



14



15




16

13)Where is the girl? The girl is at the window. 14)Where is the schoolgirl? The schoolgirl is at the blackboard. 15)Where is the boy? The boy is at the door. 16)Where is the teacher? The teacher is at the map.

Задание 9. Ответь на вопросы.



1



2



3



4

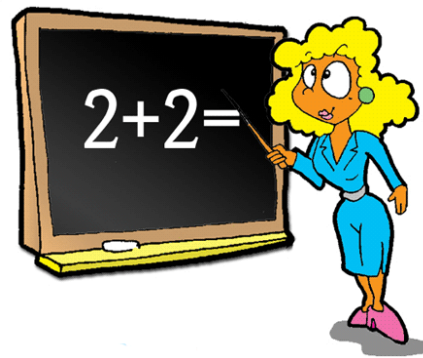
1)Where is the girl? 2)Where is the girl? 3)Where is the flower? 4)Where is the boy?



5




6



7


5)Where is the girl? 6)Where is the boy? 7)Where is the teacher?



8



9



10

8)Where is the book? 9)Where is the schoolgirl? 10)Where is the bus?



11



12



13



14

11)Where is the bag? 12)Where is the schoolboy? 13)Where is the boy? 14)Where is the girl?

